



YEAR 11

GCSE HELP

GUIDE



eat. sleep. revise. And repeat.

Toot Hill Study Pack

This pack is designed to help support your son/daughter in the run up to the examination period.

It contains all of the key information that will enable your child to study more effectively in preparation for their exams.

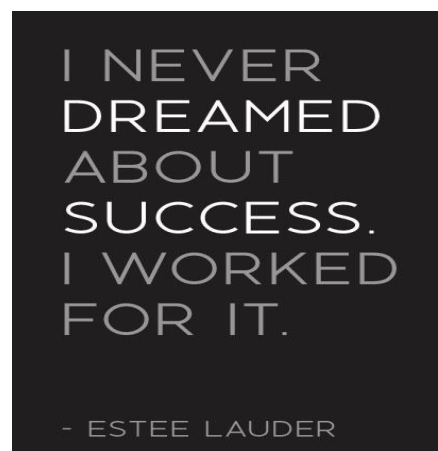
In addition to this booklet there is also specific subject advice and further revision materials available on the school website.

Beginning to Organise Your Time

Just like being asked to recruit and train a football team, or write and direct a play, organise an art exhibition, or market a new pop-band, preparing for GCSEs is best viewed as a project that needs to be managed. An important project management skill is the ability to create good plans. When revising, this means creating good revision timetables.

Why is this year so important?

- You have spent **450** weeks in school
- You have around **28 school weeks** left!
- You are likely to have to work for **2400** weeks!
- That is **96,000** hours
- Or **384,000** assemblies worth of time!



Making Your Schoolwork a Priority

In terms of the next few months, place these activities in order from 1 (the most important) to 10 (the least important):

- *Socialising with my friends*
- *Looking after my appearance*
- *Planning my next summer holiday*
- *Contributing towards local charitable projects*
- *Spending time with my parents*
- *Earning some extra cash*
- *Keeping fit/playing sports*
- *Finding/spending time with a/my partner*
- *Watching TV*
- *Revising for my exams*



Creating an Effective Work Space

A clean, well equipped study environment helps revision. It removes distractions and promotes an organised approach to study: Things you can include:

- Creating a tidy undisturbed place to work
- Having comfortable chair
- Using a table which has enough room for books, etc
- A bright lamp
- Having a clock nearby
- Pens, pencils and other equipment including scrap paper



The Planning

You need to organise your homework and coursework requirements first, then add in study and revision time. Your aim is to prioritise the difficult subjects first, organise them and move on to the easier areas in good time for each of your deadlines.

That means you need to know when your deadlines are and how much time you have left for each of your subjects.

Then, based on your audit, you need to start to plan your study time.

Remember that 30 minute sessions are best, then have a short break.

It's better to do 2 hours a night over a long period of time than cram it all in at the last minute.

You should aim for 3-4 hours on a non-school day (over Easter for example).

Attend after school and holiday support sessions.

That's not as easy as it sounds because to do it really well you have got to plan ahead in detail.



Studying

- Go to all of your lessons and make them work for YOU. Make the most of your subject teacher's knowledge about the subject as well as revision and exam techniques.
- Find out about good and bad learning techniques and try them out to find out what works for you.
- Spend time learning new material covered in class; this makes revision easier later on.
- Make notes and revision for each subject. Get hold of past papers from your teachers or from the internet.
- Have clear and specific goals for each study session, for example: "at the end of this session I will be able to answer one set of speaking questions in German and include tenses."
- Have a start and finish time and stick to it.

Study Skills

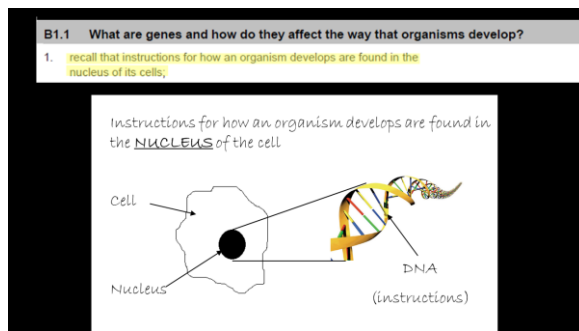
Revision Cards

A very good way to turn lesson notes into a form that is more manageable when you come to revise is to make a set of REVISION CARDS.

A good REVISION CARD should contain all of the KEY POINTS on a topic in a clear and concise way. It should be a condensed version of whatever you have in your notes and you should be able to take in the information on the card at a glance.

By transferring information from your notes to the REVISION CARD you are re-learning what you have covered in class. This is because you have to put information in your own words, and to do that you have to understand it!

A REVISION CARD should just have the key points on. It shouldn't have too much detail. If you come back to a REVISION CARD and you don't understand it, use your more detailed class notes.



Mnemonics

Mnemonics are really simple but very useful for revision. You can use them to remember a sequence of events, a list of facts or parts of a process.

To create a Mnemonic all you have to do is write down a list of facts or information. Here's an example designed to help remember the order of the planets that circle our sun.

The first thing to do is write them down in order:

Mercury Venus Earth Mars Jupiter Saturn Uranus Neptune Pluto

Then take the first letter from each of the planet names:

M V E M J S U N P

Then you create a memorable sentence or phrase that uses each of the letters above in turn as the first letter of each word in my new sentence:

My Very Early Morning Jam Sandwich Usually Nauseates People

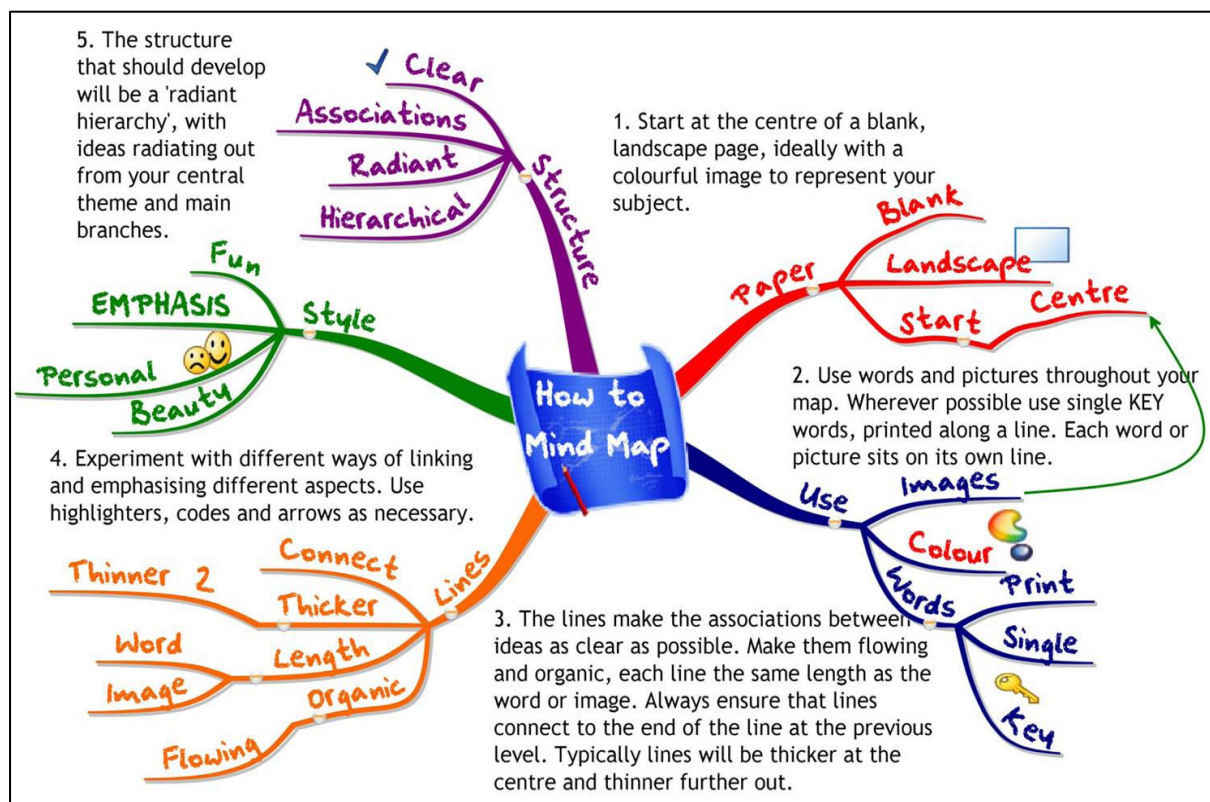
Doing this helps you to create something memorable that you can decode when you need to.

Mind Maps

Mind mapping is really useful for listing lots of ideas and connecting them together. You can use it to record information as you are revising or you can use it to see how much you know or have remembered about a topic, area or subject.

How to Mind Map

- Use just key words, or wherever possible images.
- Start from the centre of the page and work out.
- Make the centre a clear and strong visual image that depicts the general theme of the map.
- Create sub-centres for sub-themes.
- Put key words on lines. This reinforces the structure of notes.
- Print rather than write in script. It makes notes more readable and memorable. Lower case is more visually distinctive (and better remembered) than upper case.
- Use colour to depict themes, associations and to make things stand out.
- Anything that stands out on the page will stand out in your mind.
- Think three-dimensionally.
- Use arrows, icons or other visual aids to show links between different elements.
- Don't get stuck in one area. If you dry up in one area go to another branch.
- Put ideas down as they occur, wherever they fit. Don't judge or hold back.
- Break boundaries. If you run out of space, don't start a new sheet; paste more paper onto the map.
- Be creative. Creativity aids memory.



Summary Maps

When required to revise more complex texts, another option is to create summary maps. Begin by annotating with key words, symbols and colour in the margins of the text, as shown below.

Albert Einstein

1879!

EARLY

Early years

Einstein was born in Germany in 1879. He studied Maths and Physics at Zurich University. Einstein later worked as a Maths teacher and married a Serbian. They had two sons.

PAPERS

Scientific impact:

At the age of twenty-six, Einstein published 3 important papers:

1. The first was about light. It highlighted that the photons that make up light have the properties of both particles and waves.
2. The second was about particles' movement in liquids. It showed that we can predict how particles move when they are placed in a liquid.
3. The third was about relativity. This established that the energy (e) of matter is determined by its mass (m) multiplied by the square of the velocity of light (c). This led to the famous equation $e = mc^2$.

FAME

Fame

Einstein was famous amongst academics. He was made a professor in Prague and then Zurich. He was later elected to an academy in Berlin. Einstein also became an internationally famous symbol of intellect, progress and hope.

LATER

Later years

Einstein was Jewish and left Nazi Germany for Princeton University in USA. During World War 2 he encouraged Roosevelt to press ahead with atomic research. In later years he campaigned for disarmament. He died on 18th April 1955.

Zurich Maths
e=mc²
Prague Berlin Symbol!
Atomic?!
RIP 18/4/55

Using Annotations

Whatever text you are studying, it is very helpful to have the freedom to write annotations (eg: key words or symbols) in the margins. Annotations are best written using a selection of colours, but if the texts that you are reading belong to a library then you may need to photocopy sections or use a very light (eg: 2H) pencil and then carefully erase all of your annotations before returning texts you have borrowed. The next few sections illustrate how you might use key words, symbols and colour to annotate text - in this case about the life of David Beckham.

Key Words

You do not need to use sentences when writing revision notes. You do not, for example, need to write 'David Beckham married Posh Spice in Ireland' in order to remember this section of his life. Underlining the key words 'married' and 'Ireland' would be enough to trigger your memory. Similarly, you do not need to write 'Beckham's first child was called Brooklyn and was born in 1999'. Underlining the key word 'Brooklyn' and the date '1999' would be enough.









Symbols

Symbols represent or remind us of something else. A symbol of Big Ben with the number '75' next to it will, for example, remind us that Beckham was born in London in 1975. Similarly, drawing a cap and a trophy with the number '02' above it will remind us that Beckham captained the England team during the 2002 World Cup.

Colour

When studying and revising, use a selection of fine-point coloured pens to highlight information. Look at the text on the life of Beckham. You will see that all of the key words or symbols referring to his personal life or family are underlined, written or drawn in **blue**. All of the key words and symbols referring to Beckham's career are underlined, written or drawn in **red**.

The Life of David Beckham

-  **75** 1. Born in North London on 2nd May 1975.
-  **MANUTD** 2. First played for the Manchester United senior team at 17.
-  **98** 3. Blamed for England's defeat in the 1998 World Cup after being sent off for a foul against an Argentinean player.
-  **BROOKLYN** 4. First child, Brooklyn, was born in March 1999.
-  **99** 5. Married Posh Spice (Victoria Adams) in Ireland in July 1999.
-  **02** 6. Captained the England team during the 2002 World Cup.
-  **ROME002** 7. Second child, Romeo, was born in September 2002.
-  **RM-03** 8. Transferred to Real Madrid in summer of 2003.

Test Yourself

Talk through Beckham's life aloud.

Close your eyes and try to visualise the key contents of the text in your mind's eye.

Ask a friend or a member of your family to test you on Beckham's life.

You may well be surprised just how much you can remember!

Exam Information

Exam Timetables and Conduct

Examinations have really strict rules. If they are not followed, in a worst case scenario, a student can be disqualified. This section outlines the basic examination rules laid down by the QCA (the government body that oversees external examinations) and specific rules that apply to Toot Hill.

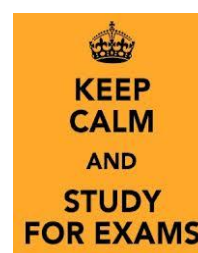
The exam timetables will be situated in the main entrance, so it is important to keep your eye on them and know when your exams are.

Toot Hill Examination Expectations

- Morning exams begin at 9.00am. Afternoon exams begin at 1.15pm
- Know when and where your exams are going to take place
- Know your candidate number
- Arrive at least 10 minutes before the start of your exam
- Do not be late! If you are late you may not be allowed to sit your exam
- Do not communicate with any student while you are in the exam room. If you do, you may be disqualified from your exams
- No mobile phones
- No Correcting Fluid/Pens
- Pencil Cases must be transparent
- If you are allowed to use a calculator in your exam, make sure the batteries are working
- Listen and follow instructions carefully

Before the exam-Top Tips

- Know your exam timetable
- Know when and where you need to be each day and plan to get there early
- Allow time for your brain to wake up. Have a shower or bath and make sure you eat breakfast or other energy giving food
- Make sure you have EVERYTHING you will need
- Take a pen you enjoy writing with!
- Keep to your normal routine. Go to bed and get up at the normal time
- Go to the toilet before the exam begins



Yr11 Coursework Deadlines

Subject	Teacher	Unit/Full Coursework	Deadline
Catering	A Mather	Unit 1 Final deadline all coursework	23 rd September (unit 1) 18 th April
Catering	R Lewis	Unit1 Final deadline all coursework	21 st September (unit 1) 18 th April
Food Technology	R Lewis	All coursework	Tuesday 18th April.
Child Development	K Tynan/C Etheridge	Breast and bottle Unit and Child study unit all units complete	Breast & Bottle 21th October Child Study 6 th February
Product Design	C Etheridge K Tynan	For making For all coursework	16 th December 30 th January
Electronics	R Walters	Circuit Practical Criterion 2 Final Folder Casing Practical Criterion 4 Deadline Final Coursework deadline	30 th September 25 th November 16 th December 20 th January 27 th January
Engineering	A Zafferese	-Unit 1 exam resit -Unit Amendments completed after school only -Unit 7 (everything completed at this point ready for moderation)	20 th October 3 rd November 14 th April
Geography	All teachers	All coursework	Friday 4 th November
Drama	K Pacy M Britton J Johnson		12 th October
Chemistry Biology	All A1-B1	All coursework	21 st October
Media Studies	C Tull/A Bell	All coursework	9 th December
Art and F&T	M Cassidy S Hawthorne N Gibbs B Underhill B Carter C Leach	Full Coursework	23 rd January
ICT	B Peters	Unit 2 – After school sessions only Unit 4 – After school sessions only	Friday 16 th December 30 th March
ICT	C Hudson	Unit 2 + 4 amendments to be made in arranged after school sessions	By October Half Term
Computer Science A453	C Hudson	Python Programming Project	Friday 10 th February
ICT	K Noone	Unit 2 + 4	Friday 21 st October
Computer Science	H Yaqoob	A452 + A453	Friday 16 th December
GCSE PE	All staff	Coursework	5 th December
French, Spanish, German	All staff	Re-sit controlled assessments (Speaking and writing)	26 th September
		Final controlled assessments (Speaking and writing)	5 th December
		Final re-sits	30 th Jan and 20 th Feb
		All coursework	24 th Feb 201

Year 11 Revision and Booster sessions 2016/17

Monday	Tuesday	Wednesday	Thursday	Friday
Lunch Times Chemistry C3 Dr Mundell Biology B2	Lunch Times History Homework Help H4 Physics lunch study P2	Lunch Times History Drop In (ARO) H4 Child Development RLE PCT	Lunch Times Science lunch study P2 History Drop in (STA) H5 GCSE Economics (TOM) 0.07	Lunch Times Chemistry SC2 Dr Mundell History Revision, (HLW) L4. English C2 Miss Coates E6 English 11A4 & B2 Miss Witton E2 English D2 Miss Maloney E10
				AM 7.30am-8.30am B2 English Mrs Need 1.08 (every other week)
Study Support 3.30-5pm	English (Invite only) Mr Cunningham 3.30-5pm E9	Study Support 3.30-5pm	Maths 3.30-4.30PM M5	Geography PC3&PC1 14:10-15.10pm
English (Invite only) Mr Cunningham 3.30-5pm E9	Business Studies ROG 3.30-4.30pm 0.08	English (Supervised Independent Study) 3.30-5pm E2	Business Studies LID 3.30-4.30pm 0.09	French 2.10 – 3.10pm ADA 11a2 French: L8
Maths Booster sessions -4.30pm A1 Mr Armann 1.05 A2 Mrs Hayward BS1 A3 Mr Clohesy M6 A4 Mr Crossley BS2 B1 Mr Elliot LS2 C1 Miss Jesson M5 C2 Mr Spragg SS1 C3 Miss Patel LS1 D1 Mr Ubhi M4 D2 Miss Jesson M5 E1 Mrs Fender SS2	LAW MID 3.30 - 4.15 1.14	Business Studies CRO 3.30-4.30pm 0.07	ICT session 3.30-5pm (Invite only) Mrs Noone, Mrs Peters & Mr Hudson PC1 & PC2	Art (GIB) AR1 2.10-4.30pm
German 3.30-4.45pm GRA 11a & 11b German L3	Spanish & French 3.30 - 4.45pm LGM 11b French L3 MRL 11c Spanish L9 BIS 11b Spanish L10 ADA 11a2 French L8 MYE 11a1 French L7	Computer Science 3.30-5PM (Invite only) Mr Hudson & Mr Yaqoob PC1 & PC2	Spanish, French & German 3.30-4.45pm MRL 11a Spanish L9 SCO 11c French L10 DCM 11a & 11c Spanish L7 GRA 11a & 11b German L3 ADA 11a2 French: lunch L8	Art (CLH) AR4 Invite Only 2.10 – 3.30pm

Art & Textiles invite only (NIC) TST 3.30 – 5pm	Textiles (CDY) TST 3.30 – 5pm	Drama Coursework Clinic PCA 3.30-5pm	Textiles (CDY) TST 3.30 – 5pm Invite only Textiles (HWT) TST 3.30 – 5pm Invite only	PE – Trampolining Mr Jepps & Mr Sexton 2.10-3.30pm
Economics TOM 12.40-1.20pm 0.07	Art 3.30-5pm Art (CAR) AR3 Art (CHL) AR4	Textiles (HWT) TST 3.30 -5pm	Art (CLH) AR4 3.30 – 5pm Art (UND) AR3 3.30 – 5.30	
	D&T 3.30-4.30pm PCT Electronics WLT Product Design ETH & STK Food Tech & Catering LWS	Art 3.30-5.30pm Art (UND) AR3 Art (GIB) AR1	D&T 3.30-4.30pm PCT Catering AMA Engineering ZAF Product Design & Child Development TYN Product Design & Child Development ETH Electronics WLT	
	Media (Miss Bell) E5 3.30PM-4.30PM	D&T 3.30-4.30pm PCT Catering AMA Engineering ZAF Product Design & Child Development TYN Child Development RLE	Chemistry 3.40-4.30pm Dr Mundell SC2	
	History Revision, (HLW) 3.30-4.30. H4	History Homework Help (SOU) 3.30-4.30. H3	Chemistry 3.30-4.30pm GBY C1	
	Biology Revision Night B1/B2/B3 3.30 - 4.30	Physics Study Support 15:30 – 16:30 P2	Chemistry 3.30-4.30pm C2 Revision Session SSN SC1	
	Music 3.30-4.30PM Mrs Pereira MU1	B2 Maths Booster until 4.30pm Miss Patel LS1	A2 English Booster 3.30-4.30pm E8 Ms Bickley	
	11b French L3 Miss Graham	English C2 3.30-4.30pm Miss Coates E6	11b French L3 Miss Graham	
	Chemistry 3.40-4.30pm Dr Mundell P3	English C1 3:30-4:45 Miss Millington E7	B2 English 3.40-4.40 Mrs Need 1.08 (every other week)	
	Core & Additional Science revision 3.30-4.30pm Miss Dunn SC2	Dance 3.30-5pm Mrs Santamaria Dance Studio	Core & Additional Science revision 3.30-4.30pm Miss Dunn SC2	
	English D2 3.30-4.30 Miss Maloney- E10			

GCSE Provisional Exam Timetable

<u>Subject and Exam Date</u>	<u>Awarding Body</u>	<u>Assessment Type</u>	<u>Weighting %</u>
<u>Applied Performing Arts</u>	AQA	Controlled Assessment	60%
		Practical Performance	40%
<u>Art and Design</u> <u>Art & Design: Fashion & Textiles</u>	Edexcel	Controlled Assessment	60%
		Practical Exam	40%
<u>Art and Design: Textile Design</u>	Edexcel	Coursework	60%
		Practical Exam	40%
<u>Business Studies</u> 24 May 2017 am 09 June 2017 pm	AQA	Written Paper 1hr	40%
		Written Paper 1hr	35%
		Controlled Assessment	25%
<u>Computing</u> 7 June am	OCR	Written Paper 1hr 30min	40%
		Controlled Assessment	30%
		Controlled Assessment	30%
<u>Economics</u> 05 June 2017 pm 08 June 2017 pm	AQA	Written Paper 1hr 15min	50%
		Written Paper 1hr 15min	50%
<u>D&T: Food Technology</u>	Edexcel	Controlled Assessment	60%
		Written Paper 1hr 30 mins	40%
<u>D&T: Product Design</u> 26 June 2017 am	AQA	Written Paper 2hrs	40%
		Controlled Assessment	60%
<u>Dance</u> 21 June 2017 pm	AQA	Written Paper 1hr	20%
		Practical Examination	20%
		Controlled Assessment	20%
		Controlled Assessment	40%
<u>English Literature</u> 22 May 2017 am 26 May 2017 am	AQA	Written Exam 1hr 45mins	40%
		Written Exam 2 Hrs 15mins	60%
<u>English Language</u> 06 June 2017 am 12 June 2017 am	AQA	Written Exam 1hr 45mins	50%
		Written Exam 1hr 45mins	50%
		Teacher assessed work	0%
<u>French</u> 16 May 2017 am 16 May 2017 am 16 May 2017 am 16 May 2017 am	Edexcel	Written Paper 25mins + 5mins Reading Time	20%
		Written Paper 35mins + 5mins Reading Time	20%
		Oral Exam 4-6 mins	30%
		Written Paper 35mins	20%
		Written Paper 50mins	20%

		Controlled Assessment	30%
<u>Geography A</u> 22 May 2017 pm 06 June 2017 pm	AQA	Written Paper 1 1/2 hr	37.50%
		Written Paper 1 1/2 hr	37.50%
		Controlled Assessment	25%
<u>German</u> 7 June 2017 am 7 June 2017 am 7 June 2017 am 7 June 2017 am	Edexcel	Written Paper 25mins + 5mins Reading Time	20%
		Written Paper 35mins + 5mins Reading Time	20%
		Oral Exam 4-6 mins	30%
		Written Paper 35mins	20%
		Written Paper 50mins	20%
		Controlled Assessment	30%
<u>History</u> 5 June am 14 June pm	OCR	Written Paper 2hrs	45%
		Written Paper 1hr 30mins	30%
		Controlled Assessment	25%
Hospitality & Catering	WJEC	Controlled Assessment	60%
		Written Paper 1hr 15mins	40%
<u>Home Economics: Child Development</u> 15 June am	OCR	Controlled Assessment	30%
		Controlled Assessment	30%
		Written Paper 1hr 30 mins	40%
ICT	WJEC	Written Paper 1hr 30 mins	20%
		Controlled Assessment	30%
		Written Paper 1hr 30 mins	20%
		Controlled Assessment	30%
<u>Law</u> 23 May am 7 June am 18 May pm 15 May pm	OCR	Written Paper 1hr	25%
		Written Paper 1hr	25%
		Written Paper 1hr	25%
		Written Paper 1hr	25%
<u>Mathematics</u> 25 May 2017 am 25 May 2017 am 08 June 2017 am 08 June 2017 am 13 June 2017 am 13 June 2017 am	AQA	Written Paper 1hr 30mins	33.3%
		Written Paper 1hr 30mins	33.3%
		Written Paper 1hr 30mins	33.3%
		Written Paper 1hr 30mins	33.3%
		Written Paper 1hr 30mins	33.3%
		Written Paper 1hr 30mins	33.3%
Media Studies	WJEC	Written Paper 2hrs 15mins	40%
		Controlled Assessment	60%
<u>Music</u> 9 June 2017 pm	Edexcel	Internal Assessment	30%
		Internal Assessment	30%
		Written Paper 1hr 30mins	40%
<u>Physical Education</u>	OCR	Written Paper 1hr	20%
		Controlled Assessment	30%

19 May pm 25 May pm		Written Paper 1hr	20%
		Controlled Assessment	30%
<u>Religious Studies B Long Course</u> <u>(Philosophy and Ethics)</u> 15 June pm 15 June pm 15 May am 15 May am	OCR	Written Paper 1hr	25%
		Written Paper 1hr	25%
		Written Paper 1hr	25%
		Written Paper 1hr	25%
<u>Science A (core)</u> 16 May 2017 pm (Biology) 18 May 2017 am (Chemistry) 24 May 2017 pm (Physics)	AQA	Written Exam 1hr	25%
		Written Exam 1hr	25%
		Written Exam 1hr	25%
		Controlled Assessment	25%
<u>Additional Science</u> 09 June 2017 am (Biology) 14 June 2017 am (Chemistry) 16 June 2017 am (Physics)	AQA	Written Exam 1hr	25%
		Written Exam 1hr	25%
		Written Exam 1hr	25%
		Controlled Assessment	25%
<u>Separate Science (Biology)</u> 16 May 2017 pm 09 June 2017 am 09 June 2017 am	AQA	Written Exam 1hr	25%
		Written Exam 1hr	25%
		Written Exam 1hr	25%
		Controlled Assessment	25%
<u>Separate Science (Chemistry)</u> 18 May 2017 am 14 June 2017 am 14 June 2017 am	AQA	Written Exam 1hr	25%
		Written Exam 1hr	25%
		Written Exam 1hr	25%
		Controlled Assessment	25%
<u>Separate Science (Physics)</u> 24 May 2017 pm 16 June 2017 am 16 June 2017 am	AQA	Written Exam 1hr	25%
		Written Exam 1hr	25%
		Written Exam 1hr	25%
		Controlled Assessment	25%
<u>Spanish</u> 19 May 2017 am 19 May 2017 am 19 May 2017 am 19 May 2017 am	Edexcel	Written Paper 25mins + 5mins Reading Time	20%
		Written Paper 35mins + 5mins Reading Time	20%
		Oral Exam 4-6 mins	30%
		Written Paper 35mins	20%
		Written Paper 50mins	20%
		Controlled Assessment	30%

Past Papers and Mark Schemes

AQA

<http://www.aqa.org.uk/exams-administration/exams-guidance/find-past-papers-and-mark-schemes>

Edexcel

<http://qualifications.pearson.com/en/support/support-topics/exams/past-papers.html?Qualification-Family=GCSE>

OCR

<http://www.ocr.org.uk/i-want-to/download-past-papers/>

WJEC

<http://www.wjec.co.uk/students/past-papers/>

Exam Timetables:

AQA

http://filestore.aqa.org.uk/admin/t_table_pdf/AQA-TT-GCSE-JUN17-CONFIRMED.PDF

Edexcel

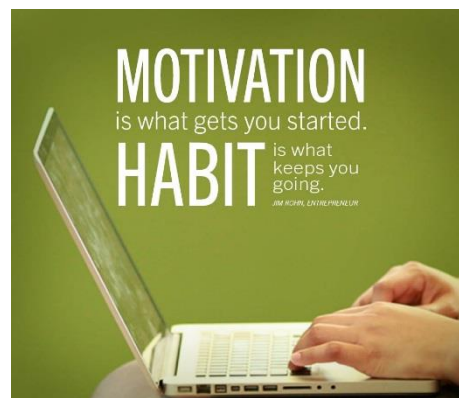
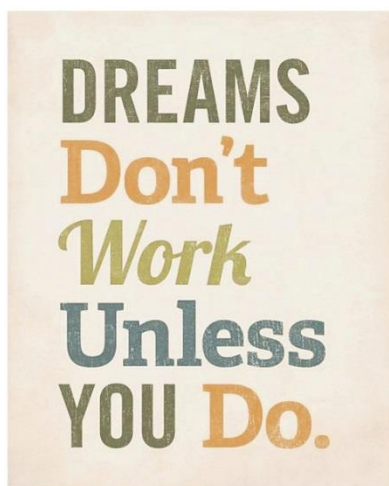
<http://qualifications.pearson.com/content/dam/pdf/Support/Examination-timetables-for-UK-Edexcel-GCSE/8088-GCSE-Final-Timetable-2017.pdf>

OCR

<http://www.ocr.org.uk/Images/310914-june-2017-final-examination-timetable-gcse-entry-level-certificate-level-2-award-principal-learning-level-2-project-levels-1-2-level-1-2-certificate.pdf>

WJEC

http://www.wjec.co.uk/exam-officers/Examination_Timetable_2017_Students_.pdf?language_id=1



Local Colleges and Apprenticeships

Colleges

NCN - <http://www.ncn.ac.uk/>

Central - <https://www.centralnottingham.ac.uk/>

Newark College- <https://www.lincolncollege.ac.uk/our-colleges/newark-college>

Brackenhurst - <https://www4.ntu.ac.uk/ares/>

Toot Hill - <http://www.toothill.notts.sch.uk/college.php>

Welbeck Defence College- <http://www.dsfc.ac.uk/>

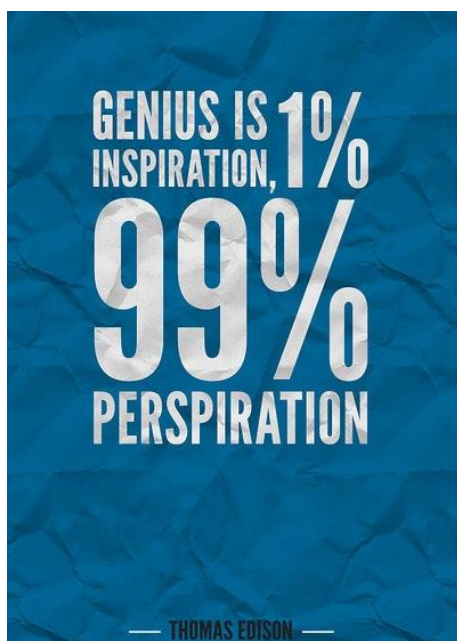
Billborough- <http://bilborough.ac.uk/>

Confetti - <http://confetti.ac.uk/>

Apprenticeships

<https://www.getingofar.gov.uk/>

<https://www.gov.uk/apply-apprenticeship>



**THINK
POSITIVE,
&
POSITIVE
THINGS
WILL
HAPPEN**

Revision Planner - Example

2 week plan

Monday	Tuesday	Wednesday	Thursday	Friday	Saturday	Sunday
Textiles afterschool 4.30pm	Media 4.30pm	Younger Guides and Rangers 6-9	Geography revision	Biology		Any Homework English Revision
Maths Tutor 1 ½	Physics 1HR P&E 1HR		German Revision	Chemistry		
Monday	Tuesday	Wednesday	Thursday	Friday	Saturday	Sunday
Media Revision	Media 4.30pm	Textiles afterschool 4.30pm	Geography revision	Biology Chemistry		Any Homework English Revision
Maths Tutor 1 ½	Physics 1HR P&E 1HR	Younger Guides and Rangers 6-9	German Revision			